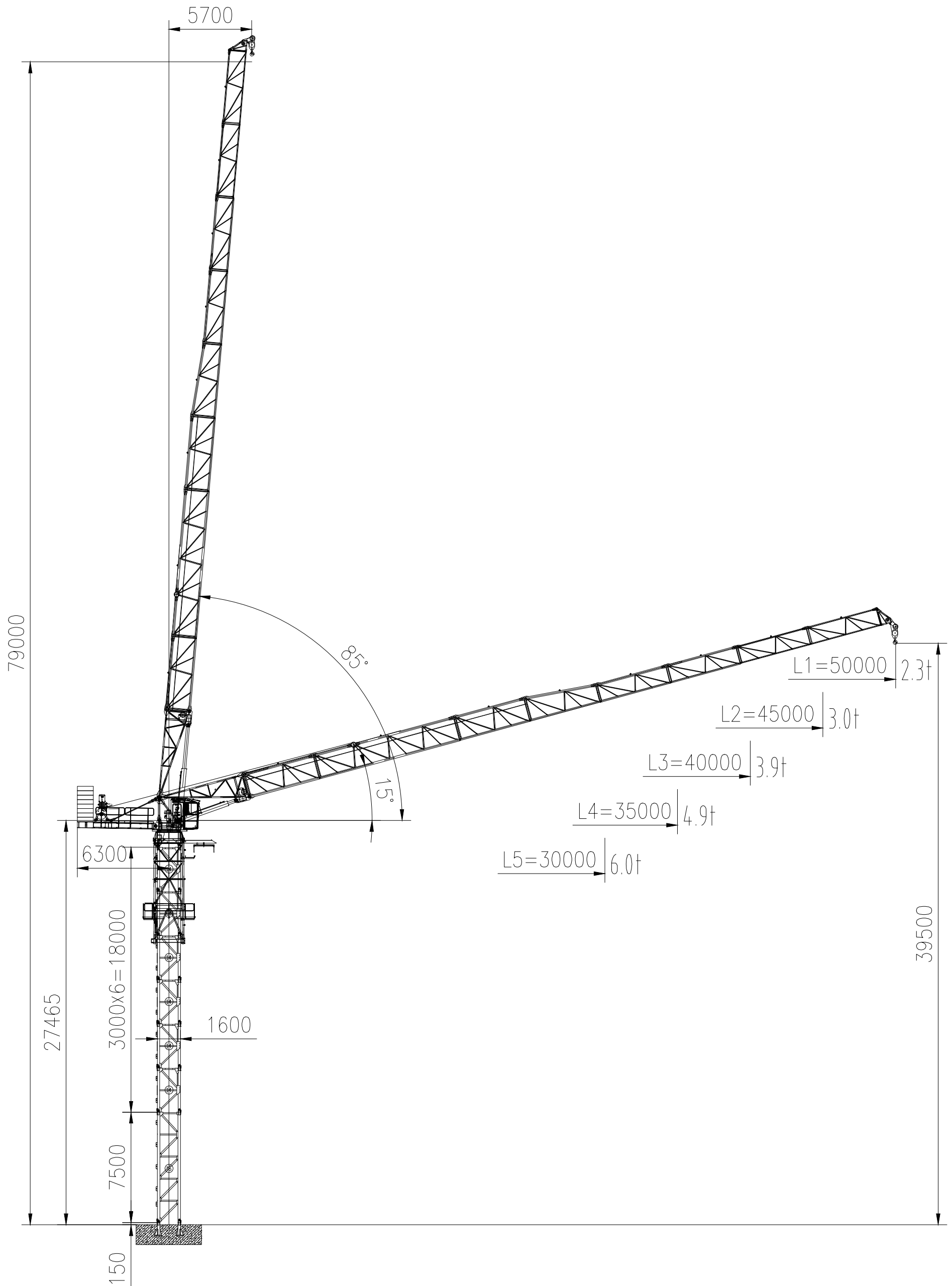
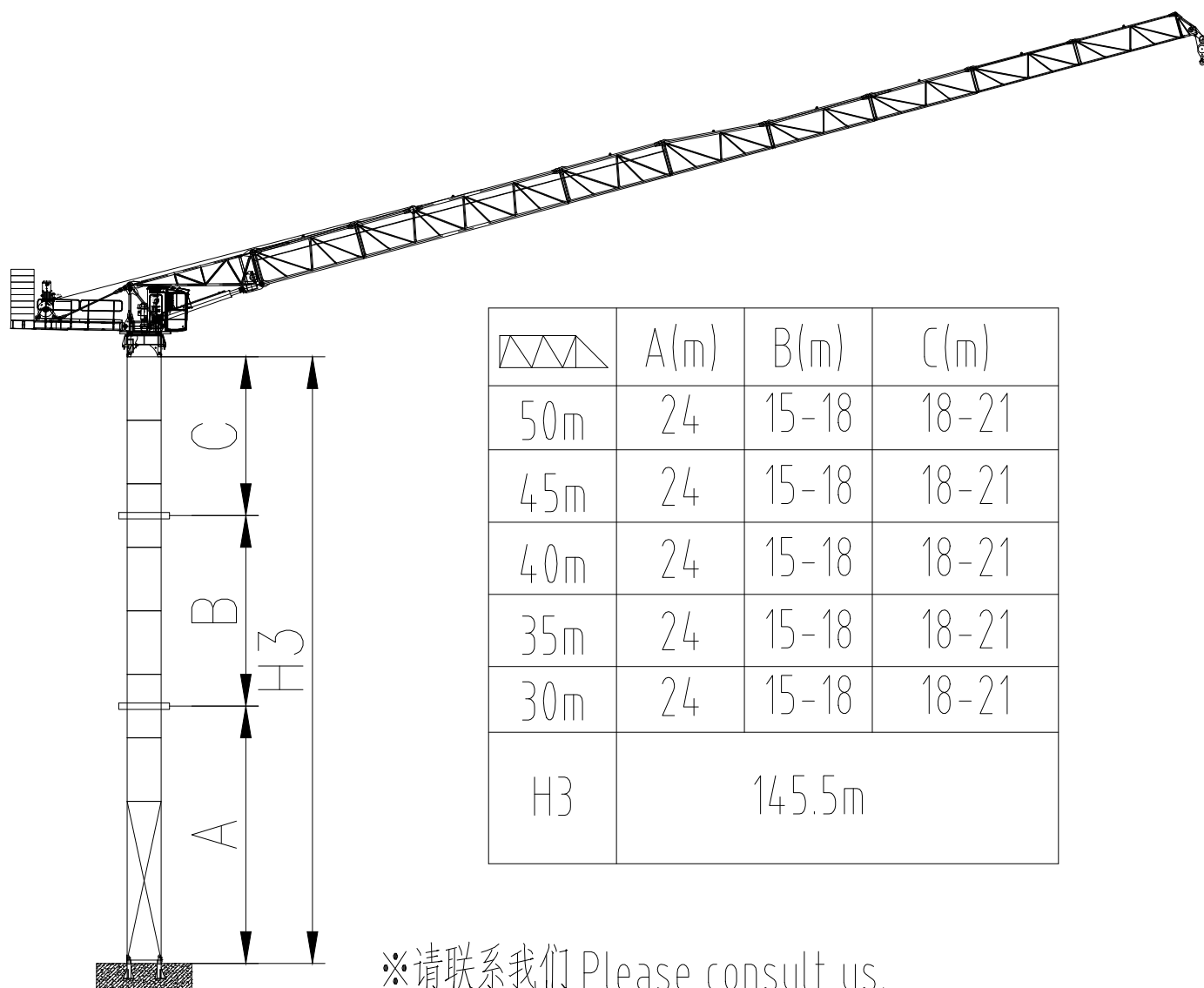
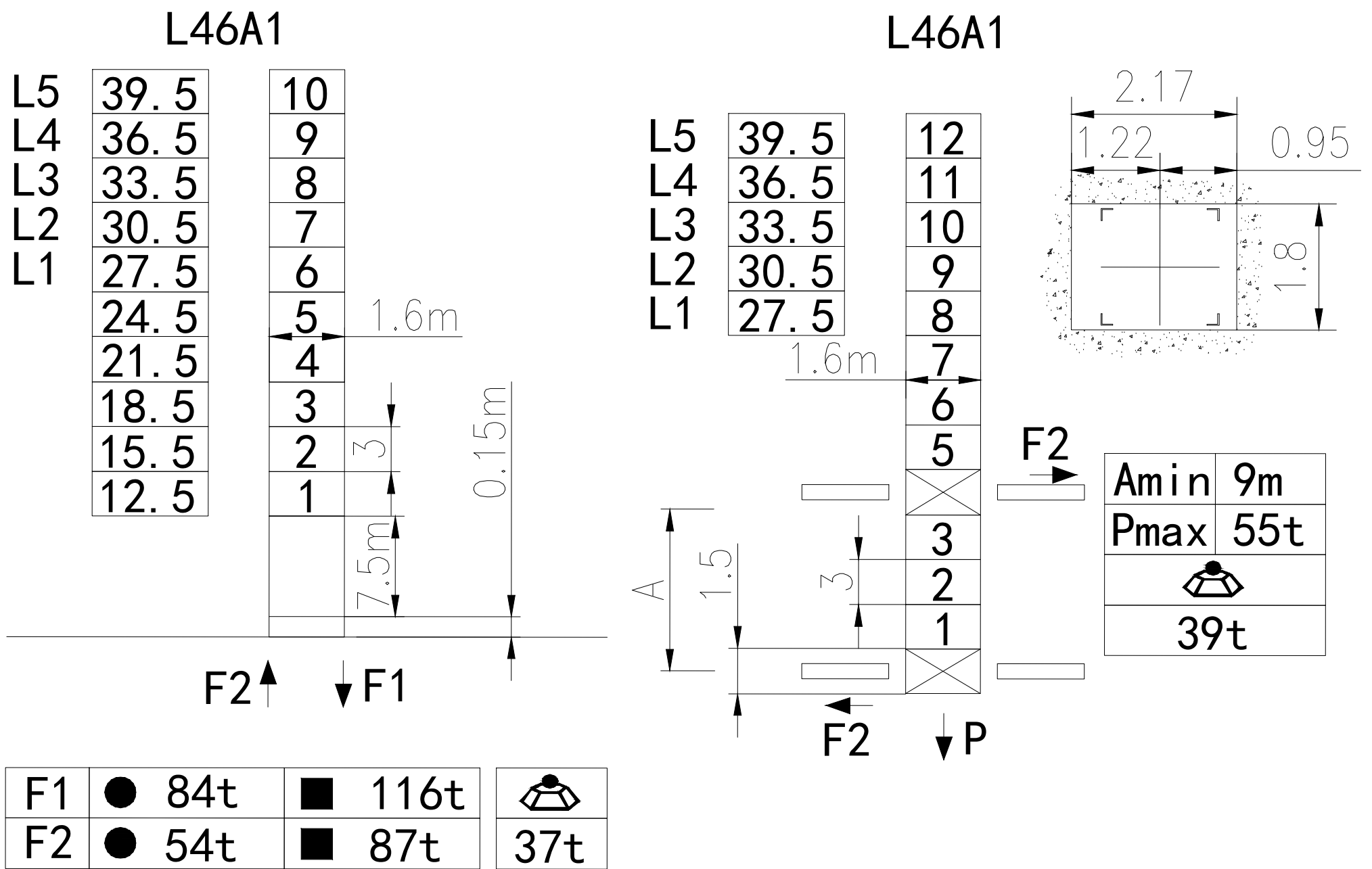


整机 COMPLETE CRANE



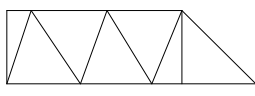
塔身的组成 MAST COMPOSITION



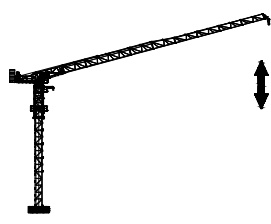
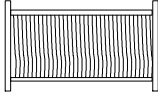



负荷特性 LOAD PARAMETER

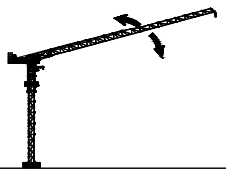
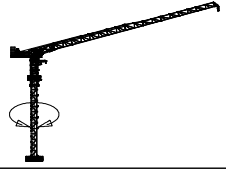
负荷特性 Load diagrams											
R (m)	falls	R(Cmax)	Cmax	15	20	25	30	35	40	45	50
50 (R=50.0)	II	5.6-26.0	5.00	5.00	5.00	5.00	4.33	3.61	3.08	2.69	2.30
	III	5.6-19.0	7.50	7.50	7.39	5.62	4.23	3.51	2.98	2.59	2.20
	IV	5.6-18.5	8.00	8.00	7.29	5.52	4.13	3.41	2.88	2.49	2.10
45 (R=45.0)	II	5.2-31.8	5.00	5.00	5.00	5.00	5.00	4.37	3.60	3.00	
	III	5.2-23.0	7.50	7.50	7.50	6.74	5.30	4.27	3.50	2.90	
	IV	5.2-18.0	10.00	10.00	8.80	6.64	5.20	4.17	3.40	2.80	
40 (R=40.0)	II	4.7-32.2	5.00	5.00	5.00	5.00	5.00	4.90	3.90		
	III	4.7-25.7	7.50	7.50	7.50	7.50	6.00	4.80	3.80		
	IV	4.7-20.5	10.00	10.00	10.00	7.70	5.90	4.70	3.70		
35 (R=35.0)	II	4.7-33.0	5.00	5.00	5.00	5.00	5.00	4.90			
	III	4.7-25.7	7.50	7.50	7.50	7.50	6.00	4.80			
	IV	4.7-20.5	10.00	10.00	10.00	7.70	5.90	4.70			
30 (R=30.0)	II	4.7-30.0	5.00	5.00	5.00	5.00	5.00				
	III	4.7-25.7	7.50	7.50	7.50	7.50	6.00				
	IV	4.7-20.5	10.00	10.00	10.00	7.70	5.90				

平衡重 COUNTER WEIGHTS

臂长	配重配置规格数量		配重总重
	A配重5000KG	B配重3000KG	KG
50m	1	4	17000
45m	1	4	17000
40m	1	4	17000
35m	1	4	17000
30m	1	4	17000

机构 MECHANISM

	Hoisting mechanism						 Rope length 750m >750m※
	45IQ25A		m/min	4.5~45	4.5~90	45KW	
			t	5	2.5		
		m/min	4.5~30	4.5~60	45KW		
t		7.5	3.75				
	m/min	4.5~22.5	4.5~45	45KW			
	t	10	5				

	Trolleying mechanism				Slewing mechanism		
	30IQ40A	≤3min	30kw		XZ130.195-7.5	0~0.7r/min	7.5kw

Power supply	380V (± 5) 50Hz	Power consumption	90KVA
--------------	------------------	-------------------	-------